

ENGINE POWERED FORKLIFT  
8FG/8FD 1.0 to 8.0 ton

TOYOTA

8

SERIES




 **TOYOTA**

# LIFTING ON TO THE FUTURE

Excellent reliability, durability, stability, and operability cultivated by Toyota – the 8 Series has all this, and can enhance efficiency at your worksite.

## ENGINE POWERED FORKLIFT **8SERIES** 8FG/8FD 1.0to8.0ton





Features and equipment may vary depending on market.



# Built with Toyota Engine - tough, reliable, and environmentally friendly

The 8 Series deploys a high-reliability Toyota engine, with the power and durability to support all your operations.

Uncompromising and ample functioning is also delivered by Toyota engines.





## Line-up of Reliable Toyota Engines

	TOYOTA 4Y Gasoline		TOYOTA 1DZ-II Diesel		TOYOTA 2Z Diesel		NEW TOYOTA 1FS Gasoline		TOYOTA 14Z-II Diesel	
	1-1K3 ton models	3-J3.5 ton models	1-K2.5 ton models	2-J3.5 ton models	2-J3.5 ton models		3.5-5 ton models		3.5-5 ton models	6-8 ton models
Rated Power	40kW /2,400rpm	43kW /2,600rpm	40kW /2,400rpm	44kW /2,600rpm	49kW/2,200rpm		65kW/2,350rpm		56kW /2,100rpm	66kW /2,400rpm
Rated Torque	162Nm/1,800rpm		167Nm/1,600rpm		216Nm/1,600rpm		276Nm/1,600rpm		269Nm /1,600rpm	325Nm /1,000rpm
Displacement	2,237cc		2,468cc		3,469cc		3,685cc		5,204cc	

## Low Fuel Consumption

With new engine (gasoline models) and Load-sensing power steering, 8FG/D35-80 achieves low fuel consumption.



\* Based on VDI 60-sec measurements

## NEW Load-sensing Power Steering (LSPS)

3.5 - 8 ton models

This adjusts the amount of power-steering fluid according to the load burden on the rear axle, reducing energy loss and helping to enhance fuel economy.

## NEW 2-stator Torque-converter and Transmission

3.5 - 8 ton models

A 2-stator torque-converter is used to achieved optimal drive power and travel speed with no gear-change. The high-efficiency torque-converter and transmission help to reduce fuel consumption.

## NEW Eco-mode OPT

3.5 - 5 ton gasoline models

This restricts acceleration for traveling and load handling, further helping to improve fuel efficiency.

Note: This is included in Multifunction Display (OPT) and Deluxe Multifunction Display (OPT).

## NEW Engine Auto Stop OPT

3.5 - 5 ton gasoline models

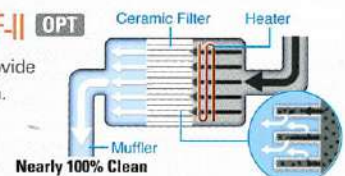
This feature automatically stops the engine if the operator sets the parking brake but forgets to turn off the engine and leaves seat longer than a preset time. This contributes to lower fuel consumption.

Note: This is included in Deluxe Multifunction Display (OPT).

Make sure to follow proper parking process when parking the forklift. (e.g. turn off the engine)

## Diesel Particulate Filter DPF-II OPT

This uses an enhanced filtering system to provide excellent black smoke particle elimination.



Features and equipment may vary depending on market.



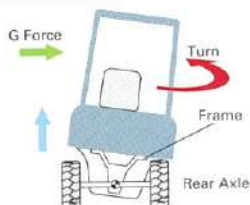
# Toyota's original safety technology to boost work efficiency

The 8 Series incorporates Toyota's own innovative safety equipment, including SAS and OPS. These features provide stable and smooth operation, and can even help boost work efficiency.

## System of Active Stability SAS OPT

### Active Control Rear Stabilizer

Without SAS  
Conventional Rear Axle



With SAS  
Provides excellent stability when turning

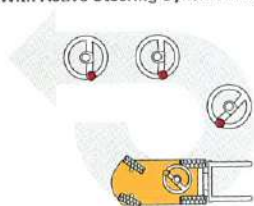


An onboard computer monitors the movement of the forklift and locks the swing of the rear axle when necessary, such as during turns.

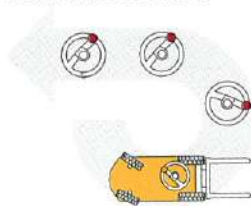
Note: This function is not installed when the forklift is equipped with dual front tires. (Includes 6-8ton models)

### Active Steering Synchronizer

With Active Steering Synchronizer



Without Active Steering Synchronizer



This feature ensures that the angle of the steering wheel corresponds to the angle of the rear steered wheels.

### Active Mast Function Controller

Restricted forward tilt angle



Vertical

Provides excellent stability when handling loads

Maximum forward tilt



#### Active Mast Front-tilt Angle Control

The angle of the forward mast tilt is automatically controlled to match the lift height and load weight, helping to prevent dropped loads or tip-overs.

Slower

Normal



#### Active Mast Tilt Speed Control

Automatic control of the mast tilt speed at high mast heights, helps to prevent load spills.



Provides fast handling and easy operation

Level



#### Automatic Fork-leveling Control

Pressing a switch during forward tilt automatically stops the forks at a level position. This makes load-handling operations easier, helping to achieve high productivity.



Features and equipment may vary depending on market.

## Travel and Load-handling Control

### Maximum Speed Limitation

1 - J3.5 ton models **OPT\*** 3.5 - 5 ton gasoline models **OPT\***

This feature enables to limit the maximum speed to a preset level. This helps operators maintain certain speed limits in the work area.

### Low-speed Setting

1 - J3.5 ton models **OPT\*** 3.5 - 5 ton gasoline models **OPT\***

This feature limits the maximum speed to a preset level when the switch is pressed. This can be useful at locations such as customer worksites that have different speed rules for outdoor and indoor operations.

### Lift-height and Load-sensing Vehicle Speed Control

1 - J3.5 ton models / Powershift models **OPT\***

This feature limits the maximum speed depending on lift-height and load weight, thereby helping to reduce the likelihood of instability.

### Lift-height and Load-sensing Sudden Start Off Prevention Feature

1 - J3.5 ton models / Powershift models **OPT\***

This feature suppresses sudden acceleration of the vehicle to help to reduce the risk of load spills when starting to the forklift after loading at high lift height.

### Automatic Idle-up Device

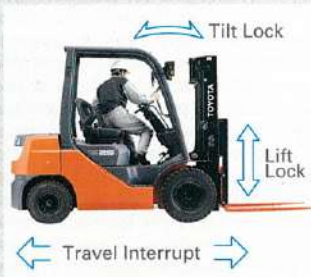
1 - J3.5 ton models **OPT\***

The idle revolution of the engine is automatically increased during lifting operations so that loads will be smoothly lifted without depressing the accelerator.

\*Selection of these features requires installation of additional options as well. For details, please see the option chart on page 13.

Note: The vehicle may not reach or may exceed set speed. This feature does not eliminate the possibility of tip-over, but helps reduce the potential of forklift instability.

## Operator Presence Sensing System **OPS**



This system uses a switch sensor built into the operator's seat to detect the presence of the operator. If the operator is not in the normal operating position, travel power is interrupted and load handling operations are stopped.

Note: OPS does not operate the brakes. Make sure to follow proper process when you leave the forklift. (e.g. set the parking brake ) Travel OPS is not available on manual transmission models.

## Key-lift InterLock

This locks fork-lifting down operation when the key switch is off, preventing fork descent in the event of inadvertent lever operation.



# Outstanding visibility for high performance

The 8 Series, designed from a workplace perspective, provides a clear view of the fork tips and areas around the forklift. This outstanding visibility supports safe and accurate operation.



3.5-8ton models



1-3.5ton models

**Upward visibility**  
An optimally designed overhead guard provides a good upward view.

**Forward visibility**  
Optimal mast width and hose layout ensure a clear view of the front of the forklift.

**Fork-tip visibility**  
Equipped with a small-diameter steering wheel, optimally positioned display, and an angled lower stay for the backrest, the 8 Series achieves excellent visibility of the fork tips.







**Swivel Seat** OPT

The seat swivels 17.5 degrees to the right, enabling the operator to maintain a comfortable posture when reversing. The seat also swivels 20 degrees to the left, makes getting off even easier.



**Rear-pillar Assist Grip** OPT

This assist grip with horn button supports the driving position and offers easy horn operation while traveling in reverse.

Features and equipment may vary depending on market.



# Designed for outstanding operability and operator comfort

You find an outstanding comfort as soon as you get on the 8 Series. A compact but roomy body, a small-diameter steering wheel, and other operator-friendly design features of the 8 Series provide you with comfortable and efficient operation.



## Easy Entry and Exit



**Large Assist Grips**  
Large assist grips are used to enable operators of all sizes get on and off smoothly.



**Low and Wide Step**  
Along with adopting a low height for the step, it has also been made wider, facilitating frequency entry and exit.



## Small-diameter Steering Wheel

The small-diameter steering wheel teams up with the full hydraulic power steering system to provide excellent maneuverability. The steering column offers stepless adjustment to accommodate a wide range of operator preferences.



## Wide Floor Space

The spacious floor space enables a more relaxed operating position that contributes to comfort.



## ORS Seat

The ORS seat can be adjusted 150 mm and supports a comfortable operating posture by means of side wings and a seatbelt.  
\*ORS: Operator Restraint System



## Parking Brake

The 8 Series uses a double-action parking brake that has a release button to prevent inadvertent disengagement. The 8FG/D10 to J35 Powershift models use a foot-operated parking brake that can be engaged with just a single foot-press.

## Foot-activated Parking Brake 1-J3.5 ton Powershift models





Features and equipment may vary depending on market.

## Easy-down System

1-J3.5 ton V mast models

When the forks are lowered, this system controls the speed of descent before the forks touch with the ground, contributing to reducing the noise of impact.

## Mini Lever **OPT**

These small, easy-to-operate levers provide total load handling operation and travel direction selection. A fatigue-reducing armrest is provided.



## Joystick **OPT**

Both lift and tilt operations are controlled by a single lever. Simultaneous lifting and tilting can be operated.

## Cabin with Folding Door **1- J3.5 ton models OPT**

Steel Cabin **3.5-8 ton models OPT**

This helps ensure comfort by shielding the operator against low temperatures, wind, and precipitation in cold climates.



The model shown is the 8FG25.



# Features for high durability and reliability

High water resistance, self-protective features such as an engine-protection function, and other features of the 8 Series boost reliability and durability. What's more, the 8 Series is equipped with many ease-of-service features. These all help extend vehicle life.



## Multifunction Display OPT Deluxe Multifunction Display OPT


The Multifunctional Display offers useful information for operations. The following are some of the display screens.



Speed meter



Scheduled-maintenance hour meter



Odometer and trip meter



Torque converter oil temperature warning (Powershift models)



Simple load weight indicator (Deluxe Multifunction Display)




Over speed alarm (1-3.5ton models; Only Deluxe Multifunction Display)



## Combination Meter

Necessary instrumentation, such as the fuel meter, water temperature indicator and hour meter are shown in an easy-to-monitor digital format.



## Engine-protection Function

3.5-5 ton gasoline models

When the engine controller detects a malfunction such as high engine water temperature, this function automatically restricts engine output or stops the engine and informs the operator by the combination meters, to help prevent further malfunction.

## Torque-converter Interlock OPT


3.5-8 ton models

When the operator attempts switchback during high-speed travel, this automatically shifts the vehicle into neutral. After vehicle speed is reduced to below a preset level, the vehicle changes its driving direction.

This reduces excessive strain on the torque converter, and also reduces tire wear due to wheelspin.



Features and equipment may vary depending on market.



**LED Headlights** OPT  
**LED Rear Working Lights** OPT

3.5-8 ton models  
 Power-saving, long-life LED lights are available for the headlights and rear working lights.



**Hood Latch**  
 The easy-to-operate latch provides quick access to the engine compartment.



**Radiator Cover**

No tools are needed to remove the radiator cover. The fastening knobs can easily be turned by hand to enable quick inspections or servicing.



**Tilt Cylinder Boots**

Each boot covers the exposed portion of the rod for the tilt cylinder, protecting it and the oil seals.



**Water-resistant Connectors**

Connectors for most electrical components are highly water-resistant, increasing the reliability of the electrical system.



**Floorboard of Two-piece Design**

The rear boards can be removed without using tools, providing easy access during daily operator checks.



## STANDARD EQUIPMENT

- Wide Visible Mast ● Load backrest (V and FSV masts) ● Easy-down system (8FG/D10J35 V mast) ● Alternator with IC regulator ● Intake heater (2Z, 1.4Z-II engine models) ● Super glow control system (1DZ-II engine models)
- Sedimentor (Diesel models) ● Same key for multiple forklifts ● 2-stator T/C (8FG/D35-80) ● Tilt cylinder boots ● Radiator screen (8FG/D35-80) ● Cyclone air cleaner with snorkel air intake
- Engine protection system (8FG35-50 Gasoline models) ● Electronic fuel injection system (8FG35-50 Gasoline models) ● Radiator reservoir tank ● Operator Presence Sensing System (OPS)
- Double-action parking brake (8FG/D10J35 Powershift models, 8FG/D35-80) / Foot-activated parking brake (8FG/D10J35 Manual transmission models) ● Assist grip ● Neutral safety switch
- Electrical shift control (Powershift models) ● Full hydraulic power steering ● Tilt steering column ● Overhead guard sheet ● Overhead guard ● Hidden tilt cylinder ● Engine hood damper (lockable) ● Jack point
- Drawbar pin ● Engine hood insulation ● Headlights ● Headlights guard ● Rear combination lights (8FG/D35-80) ● Integrated light & turn signal switch ● Hour meter ● Engine water temperature indicator ● Fuel meter
- Engine oil pressure warning light ● Charge warning lights ● Pre-heat indicator light (Diesel engine models) ● Sedimentor warning light (Diesel engine models) ● Electric horn ● Cup holder ● ORS seat

## MAIN OPTIONS

●:OPT ○:STD

ITEM	8FG/8FD10-J35		8FG/8FD35N-50N		8FD60N-80N	NECESSARY OPTION (Option must be chosen with)
	Gasoline	Diesel	Gasoline	Diesel	Diesel	
Environment	Eco-mode (Deluxe Multifunction Display or Multifunction Display)	-	-	●	-	-
	Engine Auto Stop (Deluxe Multifunction Display)	-	-	●	-	-
	Catalytic Muffler	●	●	-	●	-
	3-way Catalytic Converter System	●	-	●	-	●
	Diesel Particulate Filter (DPF-II)	-	●	-	●	●
	LPG Fuel System	●	-	●	-	-
	Spark Guard Net	●	●	-	●	-
Safety & Stability	Upswept Exhaust	●	●	●	●	-
	System of Active Stability (SAS)	●	●	●	●	●
	Fan Guard	-	-	●	●	●
	Yellow Beacon On Overhead Guard	-	-	●	●	●
	Yellow Strobe Light On Overhead Guard	●	●	●	●	●
	Front Combination Lights	●	●	●	●	●
	Rear Combination Lights	●	●	○	○	○
	Back-up Buzzer	●	●	●	●	●
	Rear-view Mirrors (Right and left sides)	●	●	●	●	●
	Travel and Load-handling Control	-	-	-	-	-
	Maximum Speed Limitation	●	●	●	-	-
	Low-speed Setting	●	●	●	-	-
	Lift-height and Load-sensing Vehicle Speed Control	●	●	-	-	-
Lift-height and Load-sensing Sudden Start Off Prevention Feature	●	●	-	-	-	
Automatic Idle-up Device	●	●	-	-	-	
Operability & Comfort	Rear-pillar Assist Grip	●	●	●	●	●
	Swivel Seat	●	●	●	●	●
	Suspension Seat w/ Damper	●	●	●	●	●
	Mini Lever	●	●	●	●	●
	Joystick	●	●	●	●	●
	Steel Cabin	-	-	●	●	●
	Cabin w/ Folding Door	-	-	-	-	-
	Deluxe Cabin	● (Only 2-J35)	● (Only 2-J35)	-	-	-
	Front Windshield w/ Wiper and Washer	●	●	●	●	●
	Canvas Cabin w/ Wiper and Washer	●	●	-	-	-
	Heater	●	●	●	●	●
	Defroster	●	●	●	●	●
	Floor Mat	●	●	●	●	●
	Mast Tilt Indication	●	●	●	●	●
	Document Box	●	●	●	●	●
	Fork Noise Reducer	●	●	●	●	●
	Fork Vibration Damper	●	●	-	-	-
Oil Clutch (Manual Transmission)	-	-	○	○	○	
2-stator Torque converter	● (Only 2-J35)	● (Only 2-J35)	-	-	-	
LSD (Limited-Slip Differential)	● (Only 2, 2.5t)	● (Only 2, 2.5t)	-	-	-	
Durability	Torque-converter Interlock	-	-	●	●	●
	Fully Oil Charged Lift Cylinder	●	●	●	●	●
	Tilt Cylinder Hole Boots	●	●	●	●	●
	Power Steering Cylinder Boots	-	-	●	●	●
	Long Life Coolant 50%	●	●	●	●	●
	LED Head Lights / LED Rear Working Light	-	-	●	●	●
	Head Lights Guard (for Front Combination Lights)	-	-	●	●	●
Anti-restart Ignition Key Switch	●	●	●	●	●	
Service & Management	Multifunction Display	●	●	●	●	●
	Deluxe Multifunction Display	●	●	●	●	●
	OK Monitor	●	●	●	●	●
	Key off Head Lights off System	-	-	-	-	-
	Key-less Ignition Switch	●	●	●	●	●
	Fuel Tank Cap with Key	●	●	●	●	●
Special Edition	High-capacity Cooling Spec	●	●	●	●	●
	Cooling Fan Booster Kit	-	-	●	●	●
	Cold Area Package	-	● (Only 2Z)	-	●	●
	Low-noise Model	●	●	●	●	●
	Rust-proof Model	●	●	-	-	-
	Cyclone Air Cleaner (Dual Elements)	●	●	●	●	●
	Pre-Cleaner	-	●	●	●	●
	Plate Fin Type Radiator	-	-	●	●	●
	Radiator Screen	●	●	○	○	○
	Heavy Duty Mast	-	-	● (Only 3.5, 4t)	● (Only 3.5, 4t)	-
	High-capacity Alternator	●	●	●	●	●
High-capacity Battery	●	●	●	●	●	
Low Height Headguard (2200mm)	-	-	● (Only 4.5, 5t)	● (Only 4.5, 5t)	-	
Front Mud Guard	-	-	●	●	-	

\*Bulb Rear Working Light is available

ENGINE POWERED FORKLIFT  
**8SERIES**  
8FG/8FD 1.0to8.0ton



**8FG/8FD**  
**1.0 to 3.5 ton**

Features and equipment may vary depending on market.



**8FG/8FD**  
**3.5 to 5.0 ton**

Features and equipment may vary depending on market.



**8FD**  
**6.0 to 8.0 ton**

Features and equipment may vary depending on market.

## MODEL VARIATION

1-J3.5 Ton Models



The model shown is 8FD25

3.5-5 Ton Models



The model shown is 8FD35

6-8 Ton Models



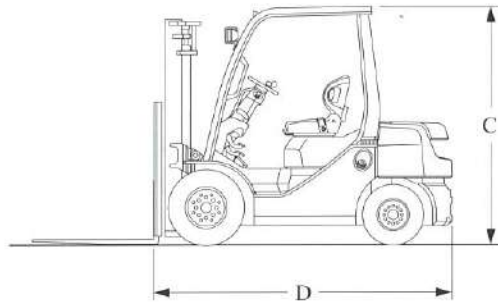
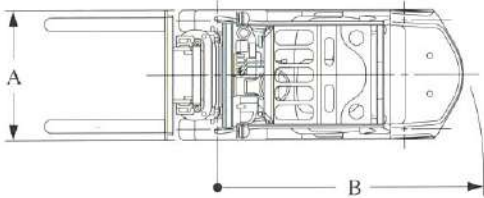
The model shown is 8FD70

## MAIN SPECIFICATIONS

Model		8FG10 8FD10	8FG15 8FD15	8FG18* 8FD18*	8FGK20* 8FDK20*	8FG20 8FD20	8FGK25* 8FDK25*	8FG25 8FD25	8FGK30* 8FDK30*	8FG30 8FD30	8FGJ35 8FDJ35	
Engine Model	Gasoline	4Y	4Y	4Y	4Y	4Y	4Y	4Y	4Y	4Y	4Y	
	Diesel	1DZ-II	1DZ-II	1DZ-II	1DZ-II	1DZ-II,2Z	1DZ-II	1DZ-II,2Z	1DZ-II	1DZ-II,2Z	1DZ-II,2Z	
Load Capacity	kg	1,000	1,500	1,750	2,000	2,000	2,500	2,500	3,000	3,000	3,500	
Load Center	mm	500	500	500	500	500	500	500	500	500	500	
Overall Width	A	mm	1,045	1,070	1,070	1,155	1,150	1,155	1,150	1,255	1,240	1,290
Turning Radius (outside)	B	mm	1,910	1,990	2,010	2,040	2,200	2,090	2,280	2,130	2,430	2,490
Overhead Guard Height	C	mm	2,080	2,080	2,080	2,085	2,110	2,085	2,110	2,085	2,170	2,180
Length to Fork Face	D	mm	2,240	2,285	2,310	2,360	2,550	2,420	2,620	2,505	2,775	2,845

NOTE: \*Powershift models

Model		8FG35N 8FD35N	8FG40N 8FD40N	8FG45N 8FD45N	8FG50N 8FD50N	8FD60N	8FD70N	8FD80N	
Engine Model	Gasoline	1FS	1FS	1FS	1FS	-	-	-	
	Diesel	14Z-II	14Z-II	14Z-II	14Z-II	14Z-II	14Z-II	14Z-II	
Load Capacity	kg	3,500	4,000	4,500	5,000	6,000	7,000	8,000	
Load Center	mm	600	600	600	600	600	600	600	
Overall Width	A	mm	1,350	1,350	1,450	1,450	1,965	1,965	1,965
Turning Radius (outside)	B	mm	2,610	2,660	2,750	2,810	3,230	3,280	3,320
Overhead Guard Height	C	mm	2,210	2,210	2,300	2,300	2,310	2,310	2,310
Length to Fork Face	D	mm	2,925	2,980	3,110	3,170	3,490	3,545	3,590



The model shown is 8FG25

The data in this brochure is determined based on our standard testing condition.  
The performance may vary depending on the actual specification and condition of the vehicle as well as the condition of the operating area.  
Availability and specifications depend on region and are subject to change without notice.  
Due to photography and printing, color of actual vehicle may vary from this brochure. Some photos have been computer-enhanced.  
Please consult your Toyota representative for details.

All rights reserved by Toyota Industries Corporation.